# 1-pair DIN rail plug-in Data surge protector

## DLAWTS1-170



- Surge protection for 1-pair
- Pluggable protection module
- Optical fault indication
- Remote signalling (DLAWTS1-48DC required for power supply)
- Indirect shield connection
- Indirect earthing
- Signal interruption when module is disconnected
- Conforms to IEC 61643-21, VDE 0845-3-1 and UL497B

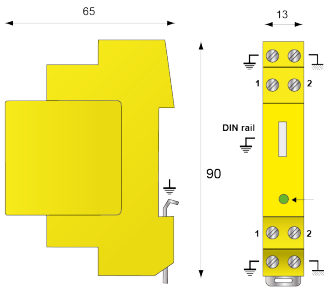


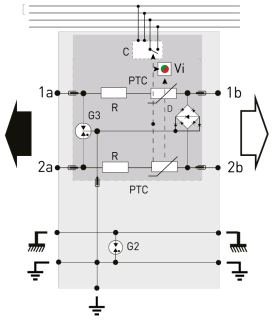


G: 3-electrode gas tube
Gb: 2-electrode gas tube
PTC: Thermal resistor
R: Resistor
D : Clamping diode
Vi : Indicator

| Electrical Characteristics | | |
|---|---|---|
| Network | | RTC, ADSL2, VDSL2 |
| Nominal line voltage | Un | 150 V |
| Max. DC operating voltage | Uc | 170 Vdc |
| Max. frequency | f max. | 10 MHz |
| Insertion loss | | < 1 dB |
| Max. load current @25°C | IL | 300 mA |
| Max. discharge current<br>*max. withstand @ 8/20 µs by pole* | Imax | 20 kA |
| Nominal discharge current<br>*C2 Category* | In | 5 kA |
| Nominal Discharge Current, X-C (Line/Earth)<br>*8/20µs Test x 10 - C2 Category* | In L/PE | 5 kA |
| Protection mode(s) | | Common/Differential mode |
| Protection Level<br>*C3 (10/1000µs), 300 applications@10 A, Y-Y (Line/Line)* | Up | 220 V |
| Protection Level<br>*C3 (10/1000µs), 300 applications@10 A, Y-C (Line/Earth)* | Up | 220 V |
| Max. capacitance | C | < 50 pF |
| Impulse current<br>*D1 (10/350µs), 2 applications, X-C (Line/Earth)* | Iimp | 5 kA |
| Line/Line Nominal discharge current<br>*C2 Category* | In L/L | 5 kA |
| Line resistance (± 10%) | | 4.7 Ohm |
| **Mechanical Characteristics** | | |
| Technology | | GDT+Clamping diode+PTC (thermal resistor) + Resistor |
| SPD configuration | | 1-pair+shielded |
| Connection to Network | | By screw terminal: cross section 0.5-2.5mm² |
| Format | | Plug-in DIN box |
| Mounting | | Symmetrical rail 35 mm (EN 60715) |
| Housing material | | Thermoplastic UL94 V-0 |
| Operating temperature | Tu | -40/+85°C |
| Protection rating | | IP20 |
| Failsafe mode | | Specific version with line cut-off in case of removal plug-in module |
| With line cut-off in case of removal plug-in module | | Yes |
| Disconnection indicator | | Red light on |
| Spare module(s) | | DLAWTS1M-170 |
| Remote signaling of disconnection | | Trough control module |
| Connection bus | | SPD connection/control module by bus: bus 1+4 (1control module+4 SPD), bus 1+9, bus 1+24 and bus 1+48 |
| Dimensions | | See diagram |
| **Standards** | | |
| Standards compliance | | IEC 61643-21 / EN 61643-21 / UL497B |
| Environmental standards | | EU RoHS |
| **Part number** | | |
| **6421051** | | |