
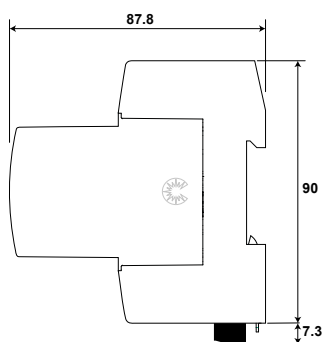
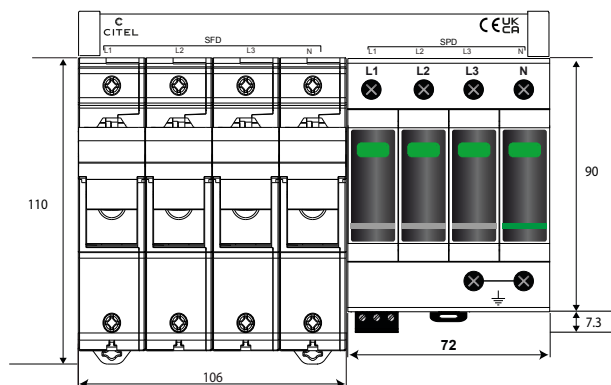


PROTECTION KIT DAC1-13VGS-31-275



- Protection kit for AC networks
- Type 1+2+3
- 230/400 V 3-phase+N
- VG Technology (SPD)
- Pluggable module for each phase (SPD)
- Remote signaling
- Easy installation
- EN 61643-11, IEC 61643-11 certified (SPD)
- UL1449 ed.5 compliance (SPD)



KIT Part number	
DAC1-13VGS-31-275 + SFD1-13S-40 + BUSBAR P 4x2P 104	64202

Characteristics Type 1+2+3 AC SPD

CITEL Model		DAC1-13VGS-31-275
Max. AC operating voltage	Uc	275 Vac
Temporary Over Voltage (TOV) characteristic - 5 sec.	UT	580 Vac withstand
Temporary Over Voltage (TOV) characteristic - 120 mn	UT	770 Vac withstand
AC system		TT-TNS
Residual current - Leakage current at Uc	Ipe	None
Nominal discharge current 15 x 8/20 μs impulses	In	20 kA
Max. discharge current max. withstand @ 8/20 μs by pole	I _{max}	50 kA
Impulse current by pole max. withstand 10/350 μs	I _{imp}	12.5 kA
Specific energy by pole	W/R	40 kJ/ohm
Withstand on Combination waveform Class III test	Uoc	6 kV
Protection level @ I _n (8/20 μs) and 6 kV (1.2/50 μs)	Up L/N Up N/PE	1.5 kV
Residual Voltage @ 5 kA (8/20 μs)	Up-5kA	0,7 kV
Admissible short-circuit current	I _{sccr}	50 000 A

Associated disconnectors

Thermal disconnector	Internal
Existing upstream ground fault breaker (if any)	Type «S» or delayed

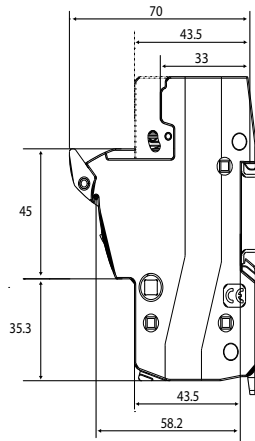
Mechanical characteristics

Dimensions	see diagram - 4TE (EN43880)
Connection to Network	By screw terminals: 2.5-25 mm ² (35mm ² rigid)
Failsafe Mode	Disconnection from AC network
Disconnection indicator	1 mechanical indicator Green/Red by pole
Max. voltage/current for remote signaling	250 V/0.5 A (AC) / 30 V/3 A (DC)
Wiring for remote signaling	1.5 mm ² max.
Mounting	Symmetrical rail 35 mm (EN60715)
Operating temperature	-40/+85°C
Protection rating	IP20
Housing material	Thermoplastic UL94-V0
Spare unit	MDAC1-13VG-275 + MDAC1-50G-XXX

Standards

Compliance	IEC 61643-11 / EN 61643-11 / UL1449 ed.5
Certification	KEMA / EAC

PROTECTION KIT DAC1-13VGS-31-275



Characteristics Fuses + Holders

CITEL Model		SFD1-13S-40
Max. AC operating voltage	Uc	500 Vac
Nominal discharge current <i>15 x 8/20 μs impulses</i>	In	50 kA
Max. discharge current <i>max. withstand @ 8/20 μs by pole</i>	I _{max}	80 kA
Impulse current by pole <i>max. withstand 10/350μs</i>	I _{imp}	12.5 kA
Residual Voltage @ 12.5 kA	U _p	< 0.4 kV
Breaking capacity		100 000 A
Equivalent ratec AC current		Equivalent 125 A (gL/gG)
Mechanical characteristics		
Dimensions		see diagram
Fuse configuration		Cylindrical 14 x51 mm
Spare unit		SFD1-13
Accessory provided		Fuses included
Standards		
Compliance		EN 61643-11 /IEC 61643-11 / EN 60269-1/EN 60269-2/IEC 60269-1/IEC 60269-2